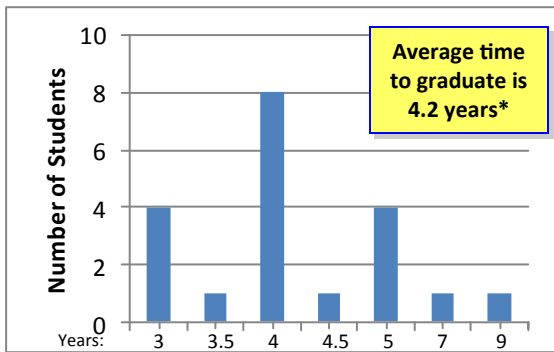


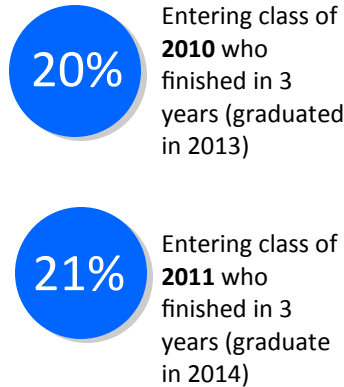
Graduating Class Summary 2014

1. Length of Time to Graduate




*Average excludes 9, 13 and 14 year duration of 3 students.

2. Graduation Rates



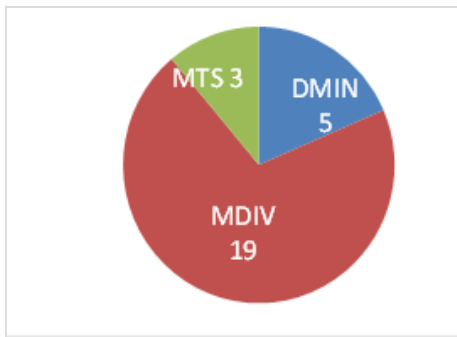
3. Graduates by gender and race



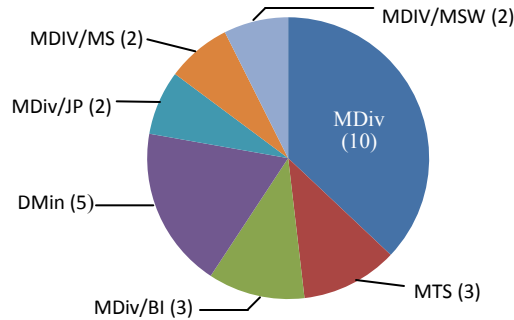
66% Anglo/White; 22% African-American; 11% Asian; 0% Hispanic. (8% International)

4. Programs of Study Profiles

Total in graduating class: 27



Number of graduates by degree emphases



5. GPA Profile

Highest GPA: 4.0

Lowest GPA: 2.0

Avg. GPA: 3.28

Median GPA: 3.1

6. Semester Hours Earned at CGTS (MDiv only)

| | 2014 | 2013 | 2012 | 2011 | 2010 |
|-------------------------------|-------|-------|-------|-------|-------|
| Number of graduates | 27 | 25 | 22 | 21 | 28 |
| Total semester hours earned | 1,476 | 1,095 | 1,767 | 1,338 | 1,953 |
| Average semester hours earned | 77.6 | 47.6 | 98.1 | 78.6 | 81.3 |
| Maximum semester hours earned | 93 | 61.5 | 124.5 | 90 | 100.5 |
| Minimum semester hours earned | 57 | 30 | 60 | 54 | 40.5 |
| Median semester hours earned | 77 | 47 | 98.1 | 81 | 90 |

MDiv total semester hours earned at CGTS in 2013-14 is 34.7% higher than previous year.

NOTES:

- **78% (15)** of graduates took four or more years to complete their degree (in 2013 it was (73% (19)).
- Total semester hours taken by graduates in 2014 is 27% more than the class of 2012.
- Only 21% (4) of graduates completed their degrees in three years. In 2013 it was 25% (6).
- Four graduates are in a dual degree program; MDiv/MS and MDiv/MSW (18% of graduating class)
- Graduating MDiv students comprise 22% of the current Spring 2013 MDiv student body.